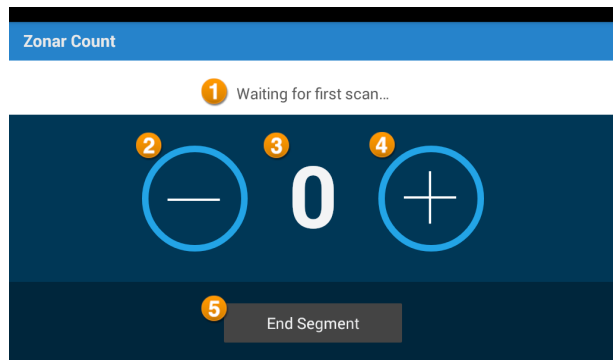


Additional Zonar Count Help: From the home screen of the tablet: tap *Tools* → *Help* → *Zonar Count Help*.

Home Screen



- 1. Status Bar** – This bar displays information about the Last Scan. If no scans have been entered, “Waiting for first scan...” will be displayed.
NOTE: “Last Scan” is displayed whether a manual entry “+” is tapped or a Z Pass scan is read.
- 2. Minus** – Use the “-” (minus) button to manually remove a rider from the list.
- 3. Current Rider Count** – This number should reflect the total number of riders currently on the asset. Each time a rider scans their card or the operator manually adds a rider this number will increase. As each rider exits the asset and scans their card a second time or the operator manually removes a rider, this number will decrease.
- 4. Plus** – Use the “+” (plus) button to manually add a rider to the list.
- 5. End Segment** – At the end of each route segment, tap “End Segment.” If there are still riders that have not been removed or scanned their cards as they exit, a prompt will display.
NOTE: A route segment is considered a complete trip from start to finish i.e. picking up riders and then dropping them off is one segment.

Frequently Asked Questions

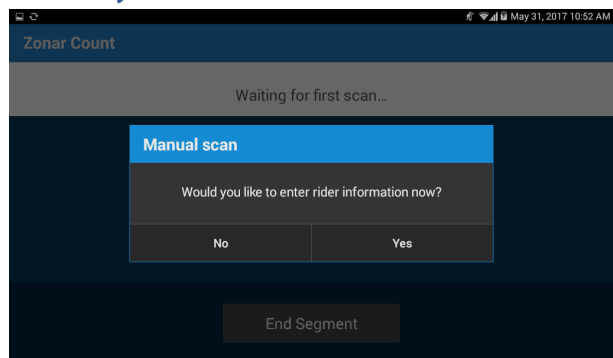
Q: Is Z Pass required in order to use this product?

A: No, manual scans can be incremented by tapping the “+” (plus) and decremented by tapping the “-” (minus) buttons.

Q: Do I have to enter rider information for each manual scan?

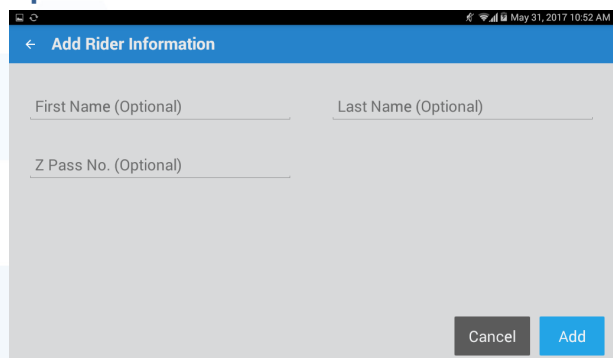
A: No, this information is not required but may be helpful when manually decrementing the number of riders on the asset.

Manually Rider Count Increment



If a rider enters the asset but does not scan their Z Pass card, or Z Pass is not in use on the asset, a prompt is displayed asking the operator if they wish to enter their information for the manual scan.

Optional Rider Information



Rider information is optional and does not need to be entered for a count increment. It does, however, make it easier to decrement each rider specifically in operations where Z Pass is not used.

Optional information that can be collected for each manual scan is; First Name, Last Name, & Z Pass Number.